



District Report Card: 2017


State: Delhi	District: North Delhi
Class: 5	Subject: EVS
Schools: 58	Students: 1265


Participation/Coverage


Students

 GENDER	Boys		Girls	
	Number	%	Number	%
	553	43.72	712	56.28

 AREA	Rural		Urban	
	Number	%	Number	%
	322	25.45	943	74.55

 CATEGORY	SC		ST		OBC		GEN	
	Number	%	Number	%	Number	%	Number	%
	202	15.97	4	0.32	63	4.98	996	78.74

 CWSN	LD	VI	HI	S&LD	ID	Oth
	2	7	1	0	2	2

 Management	Government		Government-aided	
	Number	%	Number	%
	1014	80.16	251	19.84

Average Performance of Students in EVS (%)

Overall	Gender		Area		Management		Social Group			
	Male	Female	Rural	Urban	Govt.	Aided	SC	ST	OBC	GEN
49.69	46.22	52.38	58.22	46.77	50.43	46.69	48.35	63.33	38.41	50.62

Performance on Learning Outcomes (LOs)

Learning Outcomes	Description	Average Performance(%)
E403	Identifies relationship with and among family members in extended family	46.37
E410	Records observations/experiences/information for objects, activities, phenomena, places visited in different ways and predicts patterns and activities/ phenomena	56.50
E501	Explains the super senses and unusual features (sight, smell, hear, sleep, sound, etc.) of animals and their responses to light, sound, food etc.	57.94
E503	Describes the interdependence among animals, plants and humans	46.25
E504	Explains the role and functions of different institutions in daily life (Bank, Panchayat, cooperatives, police station, etc.)	55.34
E505	Establishes linkages among terrain, climate, resources (food, water, shelter, livelihood) and cultural life. (e.g. life in distant/difficult areas like hot/cold deserts)	30.19
E506	Groups objects, materials, activities for features/properties such as shape, taste, color , texture, sound, traits etc.	26.47
E507	Traces the changes in practices, customs, techniques of past and present through coins, paintings, monuments, museum etc. and interacting with elders	49.92
E508	Guesses (properties, conditions of phenomena), estimates spatial quantities (distance, area, volume, weight etc.) and time in simple standard units and verifies using simple tools/set ups	43.04
E509	Records observations/experiences/information in an organized manner (e.g. in tables/ sketches/ bar graphs/ pie charts) and predicts patterns in activities/phenomena (e.g. floating, sinking, mixing, evaporation , germination , spoilage) to establish relation between cause and effect.	49.23
E510	Identifies signs, directions, location of different objects/landmarks of a locality /place visited in maps and predicts directions w.r.t. positions at different places for a location	60.26
E512	Voices opinions on issues observed/experienced and relates practices /happenings to larger issues of society	49.38
E513	Suggests ways for hygiene, health, managing waste, disaster/emergency situations and protecting/saving resources	61.09

Range of Performance of Students who Answered Correctly							
Below 30%		30% - 50%		50% - 75%		Above 75%	
Number	%	Number	%	Number	%	Number	%
289	22.85	376	29.72	417	32.96	183	14.47

Lowest Performing Learning Outcomes (LOs)

1 - Groups objects, materials, activities for features/properties such as shape, taste, color , texture, sound, traits etc. (26.47)

2 - Establishes linkages among terrain, climate, resources (food, water, shelter, livelihood) and cultural life. (e.g. life in distant/difficult areas like hot/cold deserts) (30.19)

3 - Guesses (properties, conditions of phenomena), estimates spatial quantities (distance, area, volume, weight etc.) and time in simple standard units and verifies using simple tools/set ups (43.04)

4 - Describes the interdependence among animals, plants and humans (46.25)

5 - Identifies relationship with and among family members in extended family (46.37)